

Project

Part Number

Ref.

Data Sheet : Catalog Page 98



Overview

Enclosure (CP) is a UL Listed enclosure suitable for various control components. CP incorporates the same steel construction and powder coat finish standard on Relay Panel (RP) enclosures. CP also includes a monolithic back plate which is finished in white for increased interior visibility and removable for component as well as enclosure mounting.

Enclosure 35 (CP35) features a hinged reversible door, locking latch, and transparent document pocket. CP35 is available for surface and recess mounting applications.

Features

- 477 sq inches of component mounting surface
- Powder coated steel construction
- Lockable and reversible door
- Surface and recess mounting options

General Specifications

Construction: 16ga steel

Finish:

- Enclosure: Black powder coat
- Back Plate: White powder coat

Dimensions:

- Enclosure : 33.80"(859mm)H x 18.00"(457mm)W x 5.75"(146mm)D
- Back Plate (Mounting Surface): 31.77" (807mm)H x 15.00"(381mm)W
- Interior Depth: 5.00"(127mm)D

- Door Surface Mount : 34.05"(865mm)H x 18.08"(459mm)W

- Door Recessed (Flush) : 35.30"(897mm)H x 19.58"(497mm)W

- Recessed door incorporates 0.75"(20mm) flange around the enclosure's perimeter

Weight: 38lbs(17kg)

Mounting: Surface or recess mounted

Operating Environment: Type 1 (dry / indoor environment)

Certifications

UL Listed, UL508A, US/Canada

Warranty

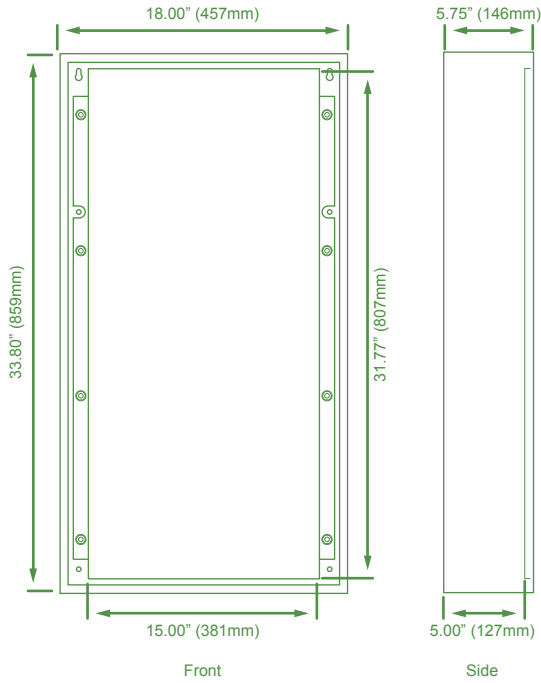
Five (5) year limited manufacturer warranty from date of shipment (extended warranty optional)

Enclosure 35


www.BRTint.com : 800-241-9173 Blue Ridge Technologies® © 2016 Blue Ridge Technologies International, LLC All Rights Reserved. CP35-DS-V14.05

Data Sheet : Catalog Page 99

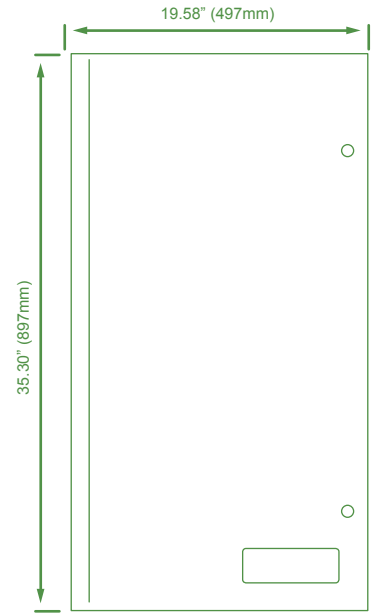
Enclosure / Backplate Dimensions



Surface Mount Door Dimensions



Recessed Mount Door Dimensions



Ordering Information

Part Number	Description
CP35-S	Enclosure 35" Surface Mount