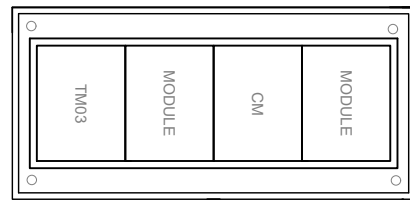


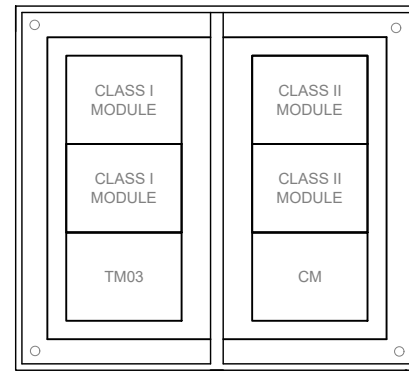
BOX A
1 Module

7.125" H
11.75" W
4.75" D



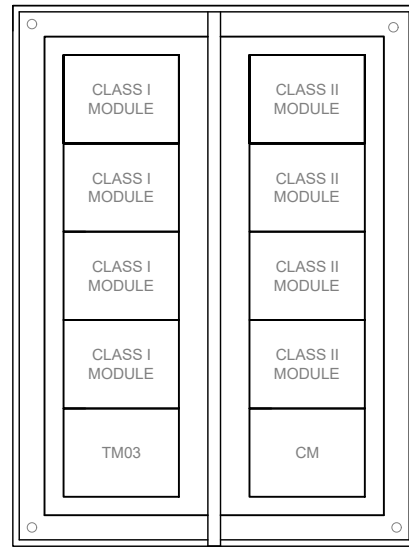
BOX B
2 Modules

7.125" H
14.75" W
4.75" D



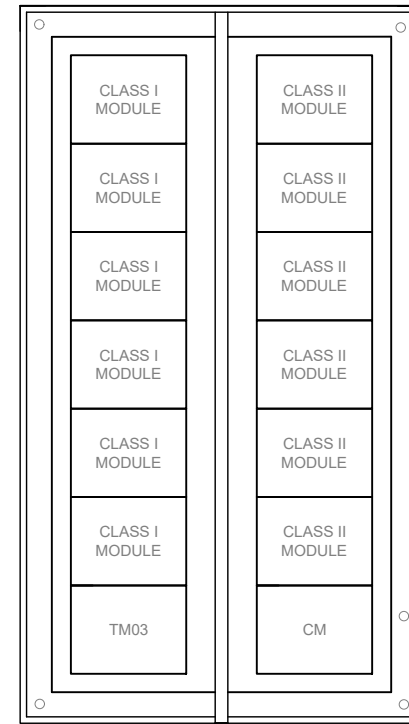
BOX C
2 Class I Modules
2 Class II Modules

11.750" H
14.25" W
4.75" D



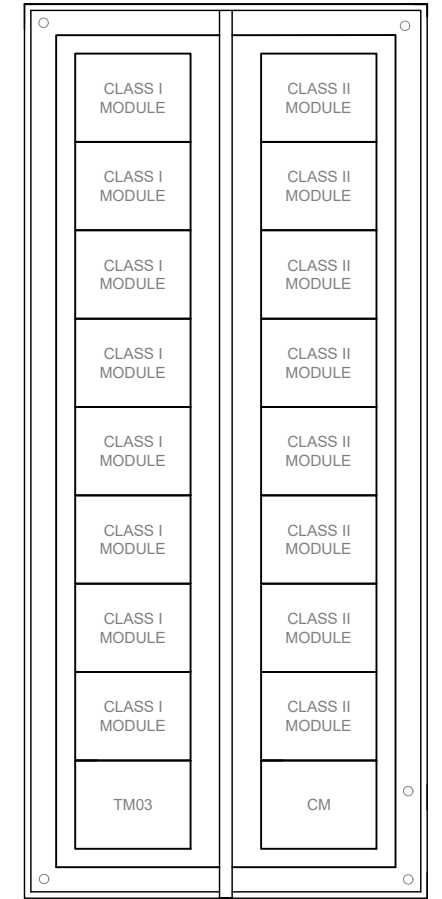
BOX D:
4 Class I Modules
4 Class II Modules

18.750" H
14.25" W
4.75" D



BOX E:
6 Class I Modules
6 Class II Modules

25.750" H
14.25" W
4.75" D



BOX F:
8 Class I Modules
8 Class II Modules

32.750" H
14.25" W
4.75" D

Engineering Standards
Capacities_DTL_1.00

Control Panel Capacities

Rev: 1.00	Type: DETAIL	Date: 03/13/20	Job #:
-----------	--------------	----------------	--------

BLUE RIDGE
TECHNOLOGIES™
UNIFIED LIGHTING CONTROL

Engineered: CLO
Drawn: AWD
Checked: WCD
Page: 1 of 1